

Activity Book
June 1 – August 15, 2020

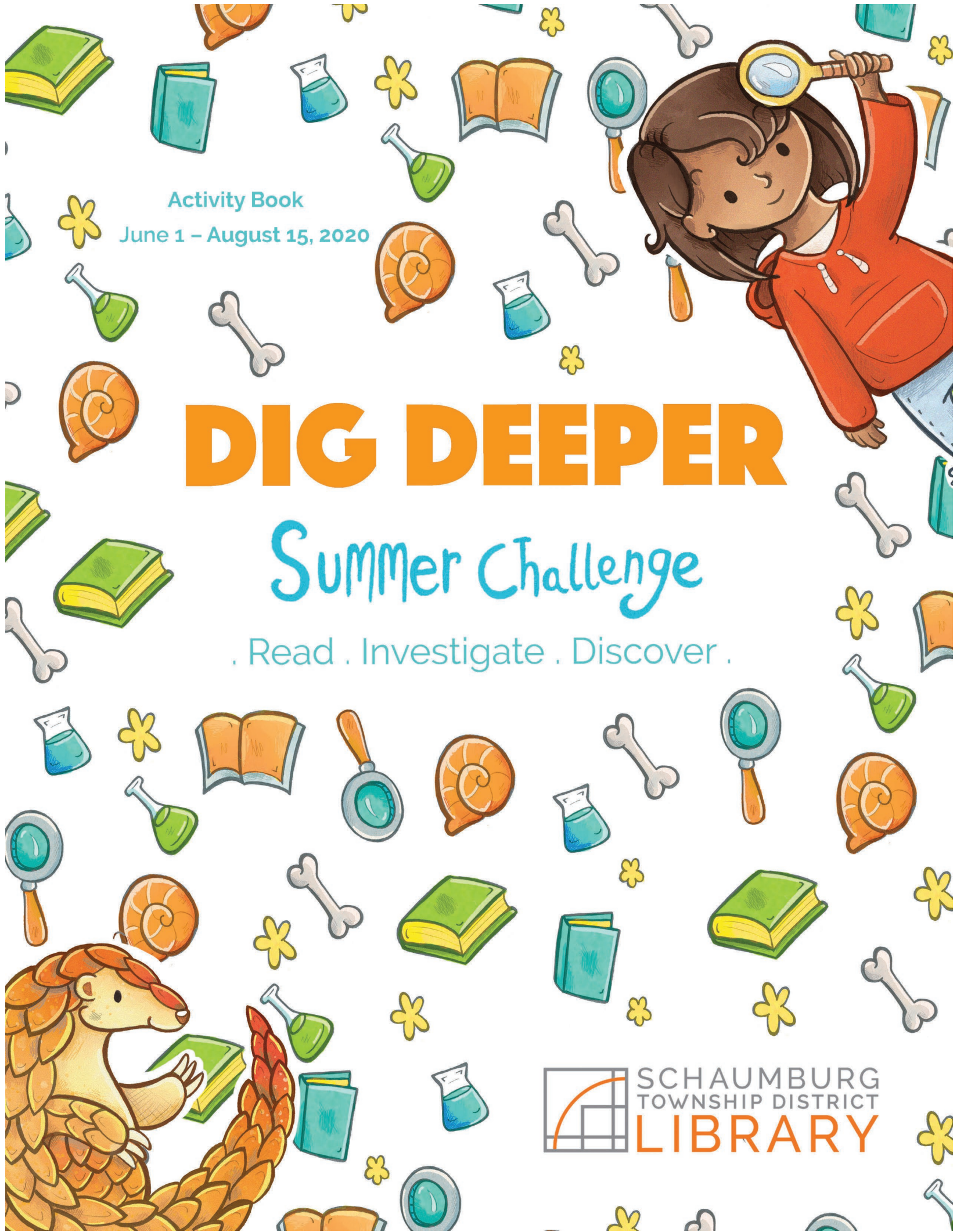
DIG DEEPER

Summer Challenge

. Read . Investigate . Discover .



SCHAUMBURG
TOWNSHIP DISTRICT
LIBRARY



HI,

I'm Maya and I'm your guide for fun and adventure this summer as we Dig Deeper together. We'll read, investigate, discover and so much more!



Here to help are my friends Honey Badger, Pangolin, Chipmunk and Wombat. They're all really great at digging.

Ready to get started? Great! Me too! Just use the log on the next page to learn all about the Summer Challenge and to help track your reading and activities throughout the summer.



Name: _____ Email or Phone Number: _____

Rules for the Summer Challenge

- Earn badges by reading and completing activities.
- Track your reading and activities using this log. Or go to SchaumburgLibrary.org/read.
- Earn any five badges to complete the Challenge and win a prize of a book.
- Once you've earned five badges, send an email to read@stdl.org to let us know you've completed the Challenge and to claim your prize.
- Earn your first badge just by registering.


Hey, look! I'm your first badge! You can color me in to show you've earned this badge.



It's easy to track your badges online! Head to SchaumburgLibrary.org/read to get started

Track Your Reading

My animal friends are here to help you keep track of how much you read this summer. Color one circle for every 20 minutes you read. Earn a badge each time you finish coloring all the circles for the same animal.



Cut Here

DISCOVER

Complete three Discover activities to earn this badge.

- The leak-proof bag experiment – page 5
- Dino word search – page 6
- Dirt you can eat – page 7
- Feeling curious? Ask a Librarian! – page 8
- Extreme close-ups – page 9



READY FOR SOME SCIENTIFIC EXPLORATION?



Let's create a leak-proof bag.

Before you begin, what's your hypothesis? What do you think will happen when you try to poke pencils through a bag filled with water?

Blank lined area for writing a hypothesis.

WHAT YOU'LL NEED

- A plastic zip-top bag (quart-size or sandwich-size work best)
- A few sharpened pencils
- Water
- An adult to help

WHAT TO DO

- Fill your plastic bag about 2/3 full with water.
- Close the bag up tightly.
- Double check – it's closed tightly, right?
- Have one person hold the bag while the other person sticks sharpened pencils through it.



WHAT IS YOUR CONCLUSION? WHAT ACTUALLY HAPPENED DURING YOUR EXPERIMENT?

Blank lined area for writing a conclusion.

Complete three Explore activities to earn this badge.

EXPLORE


Take a nature walk – page 10

Archaeological dig – page 11

Scientifically speaking – page 12

Outer space, here we come! – page 13

Nature's color palette – page 14



Have fun with a little coloring – pages 15-17



INVESTIGATE

- Complete five activities in a digital scavenger hunt from my friends at The Mystery League to earn this badge – pages 18-19



Cut Here

COMPLETE THIS WORD SEARCH BY FINDING ALL THE DINOSAUR-RELATED WORDS ON THE LIST



H	T	L	I	S	S	O	F	P	Y	L	X	C	H	E
D	R	N	D	I	N	O	S	A	U	R	F	E	X	B
I	I	J	E	M	O	B	G	L	Q	Z	F	T	R	O
R	C	U	Q	S	L	T	N	E	I	E	I	A	E	T
O	E	R	J	J	T	U	S	O	C	N	C	I	R	T
T	R	A	U	K	J	E	B	N	C	H	N	F	O	Z
P	A	S	Q	F	M	L	G	T	I	J	T	Z	V	B
A	T	S	U	R	U	A	S	O	H	P	O	L	I	D
R	O	I	Q	W	Z	A	S	L	S	U	J	U	N	A
I	P	C	Z	O	X	A	R	O	H	A	E	X	R	O
C	S	Z	D	J	U	L	B	G	C	Z	U	J	A	H
O	T	D	O	R	A	U	N	I	F	S	S	R	C	C
L	T	K	U	E	K	Z	O	S	O	W	X	E	U	T
E	O	S	P	C	Z	C	K	T	P	H	B	B	D	S
V	P	T	E	R	O	D	A	C	T	Y	L	Y	D	T

WORD LIST

VELOCIRAPTOR
BRACHIOSAURUS
CARNIVORE
DILOPHOSAURUS
DINOSAUR
EXTINCT

FOSSIL
JURASSIC
PALEONTOLOGIST
PTERODACTYL
STEGOSAURUS
TREX
TRICERATOPS



MAKE SOME DELICIOUS DIRT YOU'LL BE EXCITED TO EAT

WHAT YOU'LL NEED

- 2 cups cold milk
- 1 (3.9-ounce) package of instant chocolate pudding
- 8 ounces thawed whipped topping
- 1 ½ cups crushed sandwich cookies
- 20 gummy worms
- 10 cups or small bowls



WHAT TO DO:

- Whisk together milk and instant pudding for 2 minutes, until pudding is completely dissolved.
 - Let stand 5 minutes to thicken.
- Stir in whipped topping and ½ of the crushed cookies.
 - Spoon into 10 cups.
- Sprinkle remaining crushed cookies over the pudding mixture.
 - Top each cup with 2 gummy worms.
 - Chill until ready to serve and then enjoy!





WHY IS THE SKY BLUE?




JUST HOW **BIG** WAS THE BIGGEST DINOSAUR?

IF YOU'VE GOT A QUESTION, WRITE OR DRAW IT
HERE, THEN EMAIL IT TO A LIBRARIAN AT

REFDESK@STDL.ORG.

THEY'LL HELP YOU FIND THE ANSWER!

Blank writing area with horizontal dashed lines for text entry.



WE'RE ZOOMING IN ON SOME EVERYDAY OBJECTS
TO DISCOVER WHAT THEY LOOK LIKE CLOSE UP.
CAN YOU GUESS WHAT'S IN EACH PHOTO?



1

2

3



4

5

6

1: Hint: A mouse's favorite snack


2: Hint: Scrub-a-dub-dub

3: Hint: Get some Vitamin C


4: Hint: Don't forget the meatballs

5: Hint: You may use this in art class

6: Hint: A yummy treat for dessert




TAKE A WALK OUTSIDE AND COLOR THE ANIMALS THAT YOU SEE



Goose



Squirrel



Monarch Butterfly



Woodpecker



Chipmunk



When paleontologists discover fossils and other items buried by time, it's important for them to document exactly where they find each item. You never know what other clues may be surrounding an item!




Each item in this sandbox lies in a square named after the column and row that makes its sides. **For example, the statue is located in column E, row 3, so it's in square E3.** Can you fill in the locations of the other items in the sandbox?



READING

1
2
3
4
5
6
7



Necklace _____

Vase _____

Seashell _____

Statue Of Head _____

Dinosaur Bones _____

Jewels _____

EXPLORE THE PLANTS AND FLOWERS RIGHT AROUND YOUR HOUSE. GATHER LEAVES, PETALS AND GRASS AND MAKE A PICTURE.

ONCE YOU'RE DONE, SHARE IT WITH US ON SOCIAL MEDIA OR EMAIL IT TO US AT: READ@STD.LORG





**WHAT IF YOU WERE CHOSEN TO JOIN A GROUP OF ASTRONAUTS ON A TRIP TO THE MOON?
WHAT IF YOU HAD TO LIVE ON THE MOON?
WHAT WOULD YOU CHOOSE TO TAKE WITH YOU?
CHOOSE **ONE** ITEM FOR EACH CATEGORY BELOW,
THEN THINK ABOUT WHAT ELSE YOU MIGHT WANT TO
BRING ON YOUR OUTER SPACE ADVENTURE.**



BOOK	FOOD	GAME
MUSIC	MOVIE OR TV SHOW	PET
SWEET TREAT	TOY OR STUFFED ANIMAL	WHAT ELSE WOULD YOU LIKE TO TAKE ALONG TO THE MOON?

THERE ARE SO MANY **COLORS** IN NATURE! HEAD INTO THE GREAT OUTDOORS AND TAKE A LOOK AROUND YOU. WHAT DO YOU SEE THAT MATCHES THESE COLORS?



"Hi! Please color in me and my friends."



Let's complete some super fun scavenger hunts together!

Go to SchaumburgLibrary.org/investigate to get started!

WRITE YOUR FINDINGS HERE:

HUNT #1

HUNT #2

HUNT #3

HUNT #4

HUNT #5



- Complete all 5 scavenger hunts on your way to earning this badge. (A new hunt is released every few weeks.)
- After you complete each hunt, write down your final answer on the scroll.
- When you check your work on the 5th hunt, you'll get a clue to one last puzzle to solve to earn this badge!



SchaumburgLibrary.org/read

SCHAUMBURG
TOWNSHIP DISTRICT
LIBRARY

Design & illustrations
by Grace Sandford
www.gracesandford.com

Puzzle creations by:

