



Tag: TGA180  
 Model: KGB180S4M - KGB180S4M 360k 5hp LLEnth ENV

UNIT OVERVIEW								
Voltage	IEER EER	MCA/MOCP (amp)	Gross Cooling Ttl/Sens (MBH)	Net Cooling Ttl/Sens (MBH)	Supply Air Flow (cfm)	ESP/TSP (in.WC)	EAT DB/WB (°F)	LAT DB/WB (°F)
208V 3Ph 60Hz	13.6 10.8	68 / 80	179.0 / 128.9	172.2 / 122.0	6,000	0.50 / 0.65	80.0 / 67.0	59.3 / 57.2

COOLING			
Cooling Performance		Temperatures (DB/WB °F)	
Gross Cooling (Ttl/Sens)	179.0 / 128.9 MBH	Ambient	95.0
Net Cooling (Ttl/Sens)	172.2 / 122.0 MBH	Entering	80.0      67.0
Coil Moisture Removal	47.24 lb/hr	Leaving - (Coil)	59.3      57.2
System Moisture Removal	47.24 lb/hr	Leaving - (Unit)	60.4      57.6

ARI Performance		Compressors		Refrigerant		Condensate Drain	
ARI Cooling	182.0 / 176.0 MBH	Cooling Stages	2	Type	R-410A	Qty	1
ARI Power	16,300 W	Compressor Qty	2	Charge	17 LBS. 6 OZ.	Size	1 in.
		Compressor RLA	34.8 amp			Pipe Thread	npt

HEATING					
Heating Performance		Temperatures (DB/WB °F)		Specifications	
Output (High/Low)	288.0 / 187.2 MBH	Leaving	44.4	Heat Stages	2
Input (High/Low)	360.0 / 234.0 MBH			Thermal Efficiency	80.0%
Heat Rise	44.4 °F			Gas Line Size	1 in.
				Gas Pressure	7 in.WC

VENTILATION					
Air Flow (cfm)		Supply Fan		Air Resistance (in.WC)	
Supply	6,000	Nominal Power	5.00 hp	Total	0.65
		Required Power	2.26 hp	Ext Supply	0.50
		Drive Type	MSAV Belt Drive		
		RPM Range	685 - 856 rpm		
		Required RPM	729 rpm		

AIR RESISTANCE - OPTIONS/ACCESSORIES (in.WC)							
Wet Coil	Humiditrol	Heat	Economizer	Filters	Diffuser	Exhaust	ERW
0.03		0.12					

ELECTRICAL			
Voltage	208V 3Ph / 60Hz	Compressor RLA	34.8 amp
MCA	68 amp	Cooling FLA Total	58.7 amp
MOCP	80 amp	Condenser FLA	7.2 amp
Condenser Power	1100 W	Supply Fan FLA	16.7 amp
Oper Range-Nom Volt	+/- 10%		

ADDITIONAL DATA			
Cabinet	107.75 in. x 91.12 in. x 54.25 in.	Total Weight	1,989 lb
Downflow Supply	20.0 in. x 28.0 in.	Base Unit Net Weight	1,855 lb
Downflow Return	15.0 in. x 60.5 in.	OAS/Econ Weight	86 lb
Filters	(6) 24.0 in. x 24.0 in. x 2.0 in.	Gas Heat Weight	18 lb
Sound Rating	86 dBA		



Tag: TGA180

### Factory Installed Options

High Performance Economizer Upgrade Factory Installed  
Single Enthalpy Economizer  
Standard Cap, Std Packaging  
Unit Orientation Downflow  
MSAV Belt Drive  
208/220/230/240V 3Phase  
Supply Motor - 5.0 Hp Std- w/ MSAV  
Supply Drive Kit 3 (685-856 RPM)  
Barometric Relief Damper (Fac)  
360K A.S. (Dual Stage)  
Environ Coil System Factory Installed

### Field Installed Accessories

Catalog Number	Qty	Description
17G74	2	CS7500 Comm'l Programmable T-stat w/ FDD Field Installed

### Product Features

#### Cabinet

Durable Outdoor Enamel Paint Finish  
Totally Enclosed Outdoor Fan Motor  
PVC Coated Fan Guard  
Corrosion-Resistant Drain Pan  
Isolated Compressor Compartment

#### Cooling System

Scroll Compressor  
High Capacity Driers  
Crankcase Heater  
System can operate from 30°F to 125°F without any additional controls  
Pre-charged Refrigeration System  
Internal Pressure Relief Valve  
Thermostat Control – 2 Stages of Cooling

#### Heating System

Redundant Automatic Gas Valve with Manual Shut-off  
Electronic Flame Sensor  
Direct Spark Ignition  
Aluminized Steel Inshot Burners  
AGA-CGA Certified  
If configured for room sensor control, additional staging may be possible. Refer to performance tables within the EHB

#### Control System

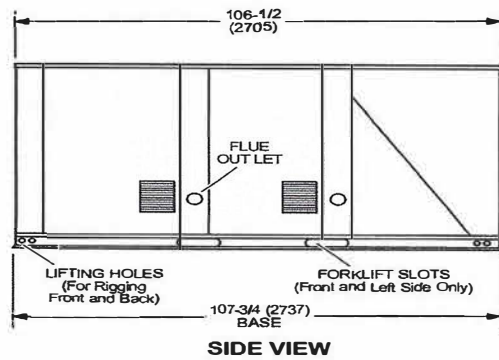
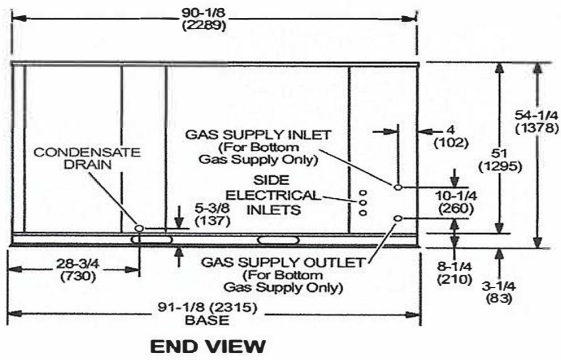
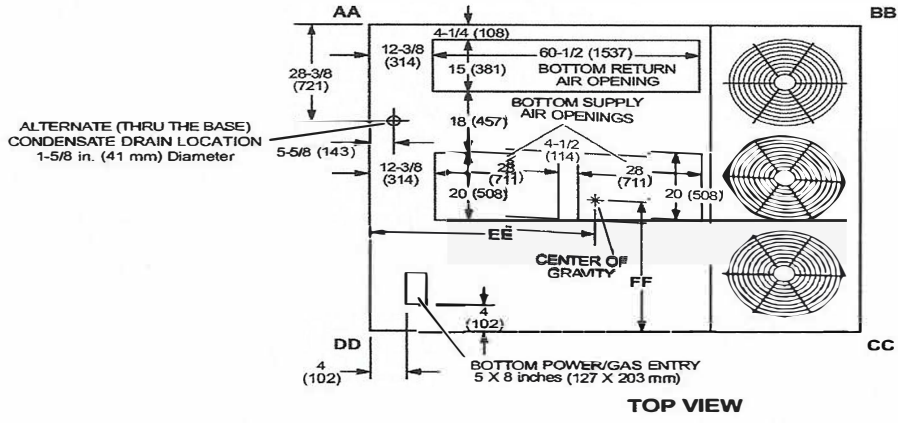
Fan and Limit Controls  
Overload Protection

#### Warranty

Limited warranty on aluminized heat exchanger of 10 years  
Limited warranty on compressor of 5 years  
Limited warranty on Environ Coil System of 3 years  
Limited warranty on High Performance Economizer of 5 years  
Limited warranty on all other components of 1 year  
See Limited Warranty Certificate included with unit for details

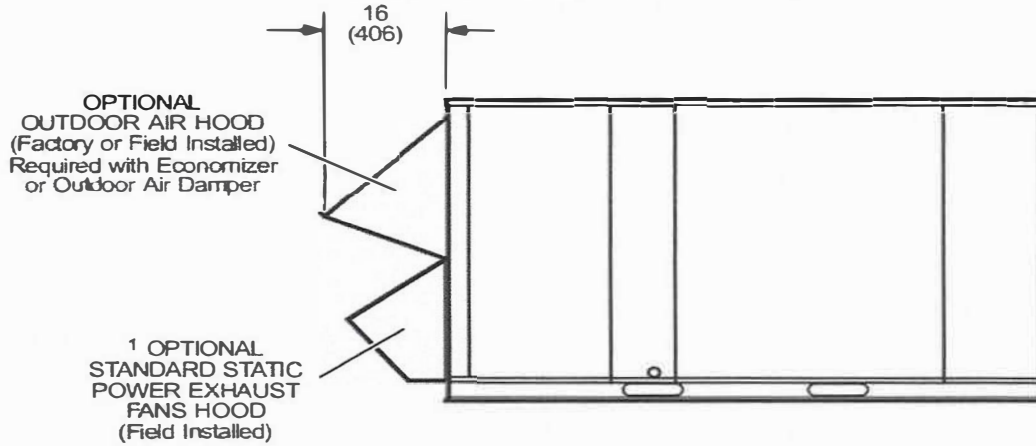


Corner Weights (lb)								Center of Gravity (in.)			
AA		BB		CC		DD		EE		FF	
Base	Max	Base	Max	Base	Max	Base	Max	Base	Max	Base	Max
423	542	365	441	495	536	574	657	50.00	48.50	38.75	41.00



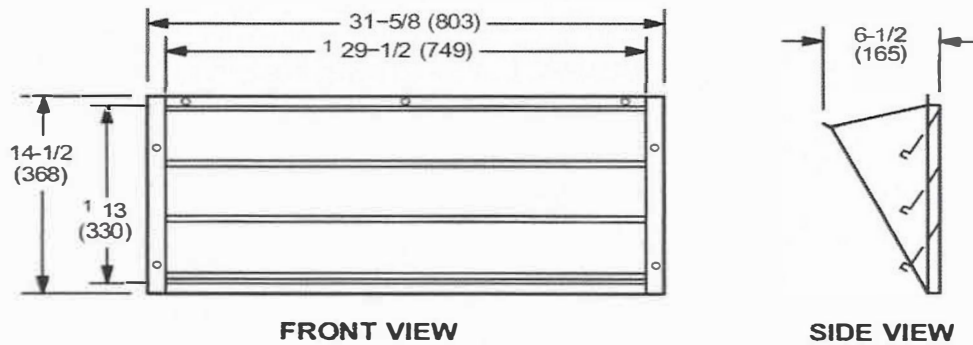


### OPTIONAL OUTDOOR AIR HOOD DETAIL WITH STANDARD STATIC POWER EXHAUST FANS



<sup>1</sup> Field Installed in Return Air Duct for Horizontal Applications.

### HORIZONTAL BAROMETRIC RELIEF DAMPERS (Field installed in horizontal return air duct adjacent to unit)



NOTE - Two furnished per order no.

<sup>1</sup> NOTE - Opening size required in return air duct.



*ComfortSense<sup>®</sup>*

**4 Heat / 2 Cool Universal Multi-Stage**